

Get started with eBooks and audiobooks from your library

All you need to borrow digital titles from your library is an internet connection and a library card.

If you're using a tablet or smartphone, you may want to download OverDrive's free mobile app, OverDrive Media Console™, to easily find and save your library's OverDrive website and to download and enjoy borrowed titles on your device.

Get the app from your app store or from <http://omc.overdrive.com> for these popular devices and platforms: Android™, BlackBerry®, iOS (iPhone®/iPad®/iPod® touch), Windows® Phone, Kindle® Fire tablets, Kobo™ tablets, and NOOK® tablets.

Borrow titles with one click

If you're using a tablet or smartphone, use the app's **Add a Library** (or **Get Books**) feature to find and save your library's OverDrive website. On any device with a browser, you can also go directly to your library's site at:

Once you find a title to borrow on your library's site, click **Borrow** and enter your library card information. You've now borrowed the title—that's all there is to it.

Read in your browser with OverDrive Read

The easiest way to start reading a borrowed eBook is to use OverDrive Read (if available). OverDrive Read lets you read eBooks right in your browser—no extra software or login required.

Simply click **Read** next to a borrowed eBook to begin reading.

For more information, visit <http://readinfo.overdrive.com>

Get started with eBooks and audiobooks from your library

All you need to borrow digital titles from your library is an internet connection and a library card.

If you're using a tablet or smartphone, you may want to download OverDrive's free mobile app, OverDrive Media Console™, to easily find and save your library's OverDrive website and to download and enjoy borrowed titles on your device.

Get the app from your app store or from <http://omc.overdrive.com> for these popular devices and platforms: Android™, BlackBerry®, iOS (iPhone®/iPad®/iPod® touch), Windows® Phone, Kindle® Fire tablets, Kobo™ tablets, and NOOK® tablets.

Borrow titles with one click

If you're using a tablet or smartphone, use the app's **Add a Library** (or **Get Books**) feature to find and save your library's OverDrive website. On any device with a browser, you can also go directly to your library's site at:

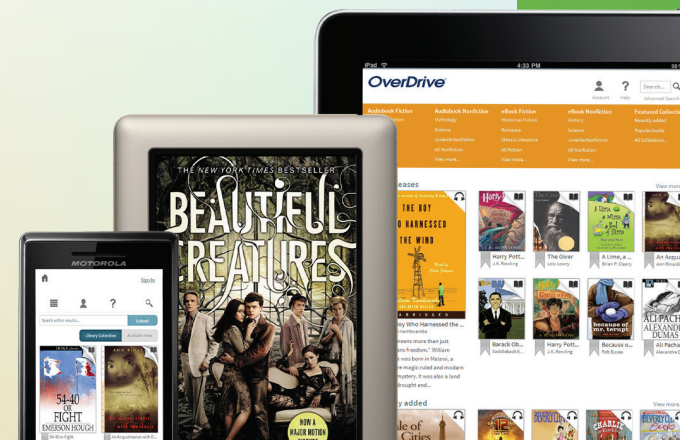
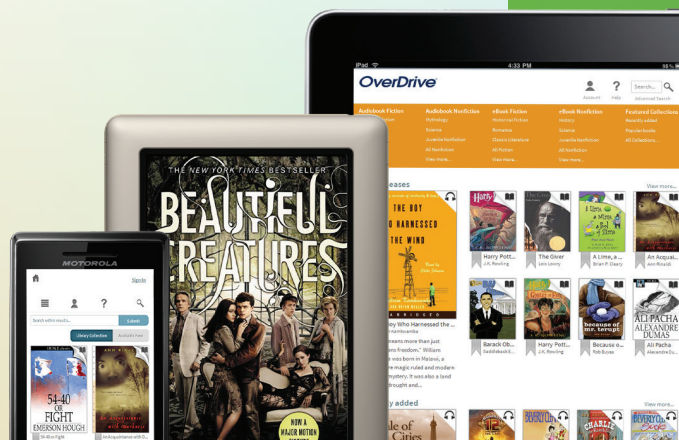
Once you find a title to borrow on your library's site, click **Borrow** and enter your library card information. You've now borrowed the title—that's all there is to it.

Read in your browser with OverDrive Read

The easiest way to start reading a borrowed eBook is to use OverDrive Read (if available). OverDrive Read lets you read eBooks right in your browser—no extra software or login required.

Simply click **Read** next to a borrowed eBook to begin reading.

For more information, visit <http://readinfo.overdrive.com>



Download other formats to your computer, tablet, or smartphone

You will also see download options on your library website next to each of your borrowed titles:

- **On tablets or smartphones:** Use OverDrive's free mobile app to download EPUB eBooks* and MP3 audiobooks directly to your tablet or smartphone.
- **On Windows or Mac:**
 - Use free Adobe® Digital Editions (ADE) software to read EPUB and PDF eBooks to your computer and transfer them to supported eBook readers.* Download ADE at www.adobe.com/products/digitaleditions
 - Use free OverDrive Media Console (OMC) software to listen to audiobooks on your computer and transfer them to supported MP3 players. Windows users can also use OMC to download music and video (if available from your library). Download OMC at <http://omc.overdrive.com>
- **On Windows 8 or RT:** Use OverDrive Media Console (OMC) for Windows 8 to download EPUB eBooks* and MP3 audiobooks to your Windows 8 or RT device.
- **For Kindle Books:** In the US, you can download Kindle Books to your Kindle device or reading app. If you select the Kindle Book option, you'll be taken to Amazon's website to complete download.

*What is an Adobe ID and how do I get one?

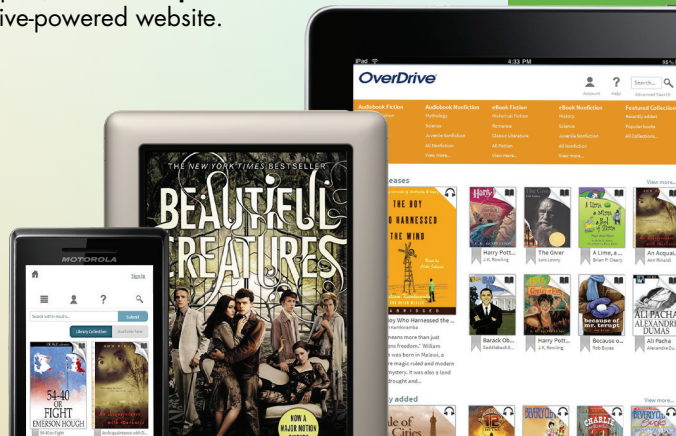
An Adobe ID allows you to read Adobe EPUB eBooks in our app and to transfer eBooks from your computer to supported eBook readers. Follow the one-time prompt on your computer or device to create a free Adobe ID and complete authorization.

Need more help?

For more help, including device-specific instructions, how-to videos, and a link to contact support, visit the **Help** section on your library's OverDrive-powered website.

OverDrive

© 2013 OverDrive, Inc.



Download other formats to your computer, tablet, or smartphone

You will also see download options on your library website next to each of your borrowed titles:

- **On tablets or smartphones:** Use OverDrive's free mobile app to download EPUB eBooks* and MP3 audiobooks directly to your tablet or smartphone.
- **On Windows or Mac:**
 - Use free Adobe® Digital Editions (ADE) software to read EPUB and PDF eBooks to your computer and transfer them to supported eBook readers.* Download ADE at www.adobe.com/products/digitaleditions
 - Use free OverDrive Media Console (OMC) software to listen to audiobooks on your computer and transfer them to supported MP3 players. Windows users can also use OMC to download music and video (if available from your library). Download OMC at <http://omc.overdrive.com>
- **On Windows 8 or RT:** Use OverDrive Media Console (OMC) for Windows 8 to download EPUB eBooks* and MP3 audiobooks to your Windows 8 or RT device.
- **For Kindle Books:** In the US, you can download Kindle Books to your Kindle device or reading app. If you select the Kindle Book option, you'll be taken to Amazon's website to complete download.

*What is an Adobe ID and how do I get one?

An Adobe ID allows you to read Adobe EPUB eBooks in our app and to transfer eBooks from your computer to supported eBook readers. Follow the one-time prompt on your computer or device to create a free Adobe ID and complete authorization.

Need more help?

For more help, including device-specific instructions, how-to videos, and a link to contact support, visit the **Help** section on your library's OverDrive-powered website.

OverDrive

© 2013 OverDrive, Inc.

